




Friendly, Advanced, Affordable



## AL EGG COUNTER SERIES

The AL Egg Counters are a game changer in egg counting, using top-of-the-line innovative laser beam technology, under licensed patent number 250809.

Unlike conventional counters, which use LEDs and measure the intensity of reflected light, the AL Egg Counters use **highly intelligent laser sensors** which **measure distance**.

As a result, the AL Egg Counters achieve the highest level of accuracy and precision, accurately counting eggs passing under it **regardless of various factors, such as the color of the conveyor belt, the color of the eggs, the orientation of the eggs on the conveyor, the congestion of the eggs on the belt and the lighting conditions. By using the AL Egg Counters, we eliminate any influence from such factors on the counting.**


The AL Egg Counters work with **all types** of egg conveyors (rod conveyors, belt conveyors, etc.). Thanks to an innovative design, the installation of the AL Egg Counters on the egg conveyor is **fast**

**and easy.** With its **simple calibration option**, the installation height can vary from 60 to 75 mm, so you don't need to install the egg counter precisely. A wide range of input voltages allows the AL Egg Counters **to be installed regardless of the power source.**

The AL Egg Counters have a large display, which shows the total egg count, current distance measured by each sensor and an easy to use calibration option. Due to the built in non-volatile memory, **it does not lose count** when the power is off. Those features enable the use of the AL Egg Counters as a standalone unit and makes it the reliable and user-friendly egg counter that it is.

The AL Egg Counters can be connected to the Agrologic ECM 12 or Image II controllers to display and log the eggs counted, as well as to a wide variety of other controllers in the market.

How to connect the AL Egg Counters to a controller: Standard open-collector pulse output. For each egg counted, **a 10ms width pulse is generated on this output.**



### Technical Specifications:

Power supply	6-24 VDC / 8-18 VAC	
Power consumption	AL-100	Max 0.5W
	AL-200	Max 1.0W
	AL-300	Max 1.5W
	AL-500	Max 2.5W
Digital Output	Open Drain 24V/0.5A	
Pulse width	37.5 ms	
Accuracy (under normal conditions)	99.8% or higher	
Operating temperature range	0° to +40° Celsius 32° to 104° Fahrenheit	
Enclosure	IP52	
Installation height	60-75 mm	

Dimensions	AL-100	144x75x30 mm   5.6x2.9x1.2 inch
	AL-200	248x75x30 mm   9.76x2.9x1.2 inch
	AL-300	352x75x30 mm   11.85x2.9x1.2 inch
	AL-500	560x75x30 mm   22.04x2.9x1.2 inch
Weight (without mounting bracket)	AL-100	328gr   0.723lb
	AL-200	478 gr   1.05 lb
	AL-300	628gr   1.38 lb
	AL-500	928gr   2.05 lb
Scan width	AL-100	100 mm
	AL-200	200 mm
	AL-300	300 mm
	AL-500	500 mm
Conveyor speed	0-8m/min   26f/min	



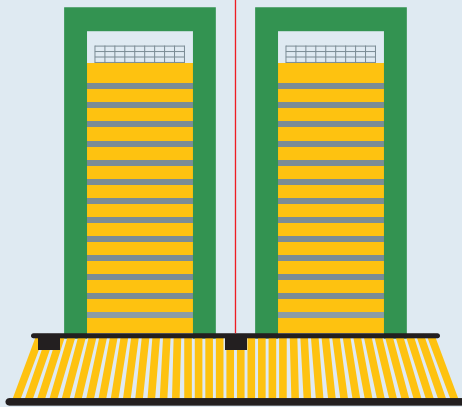
Friendly, Advanced, Affordable



## Connection options

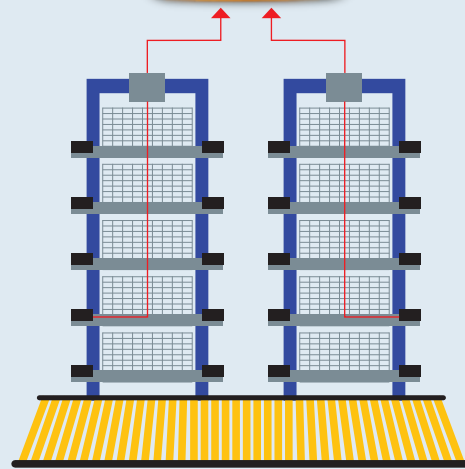
### Row counting

up to 12 egg counters




### Tier counting

up to 99 egg counters



AL Egg Counters -  
WE MAKE EVERY EGG COUNT



### Technical Specifications:

Type	AL100	AL200	AL300	AL400	AL500
Conveyor Size	100mm	200mm	300mm	400mm	500mm